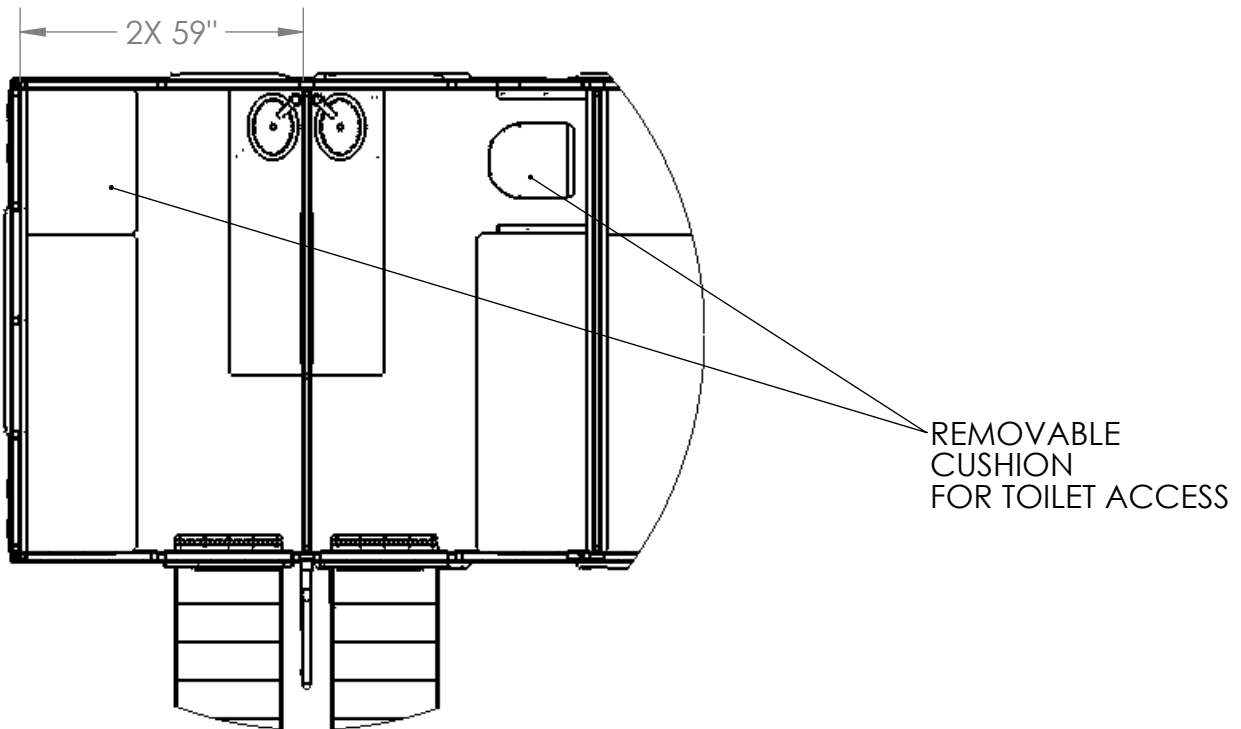
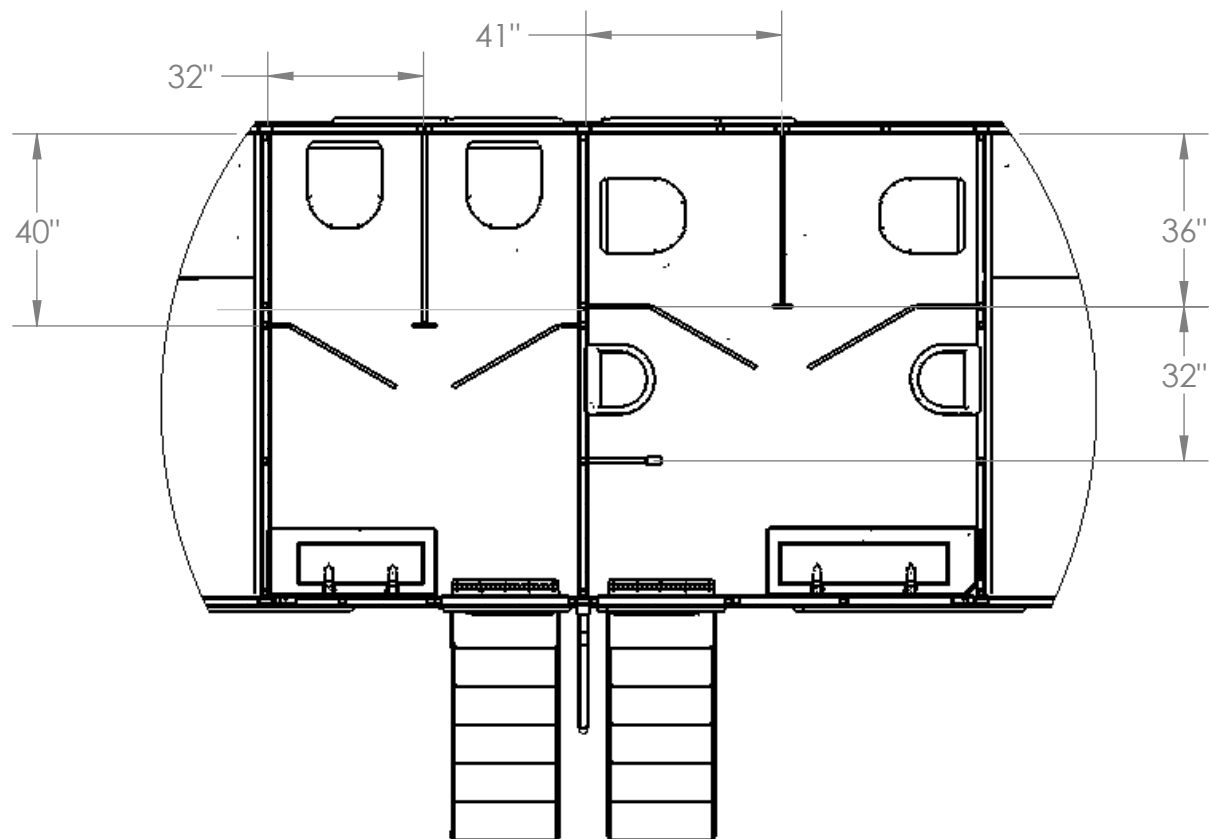
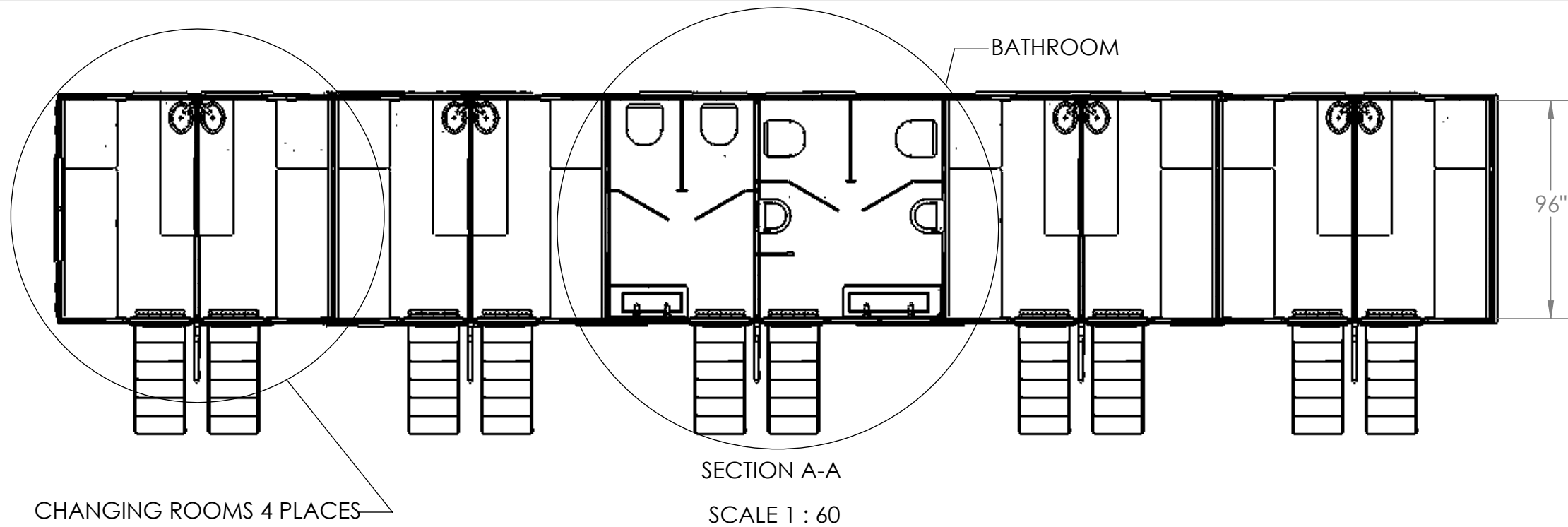


RB Components, Inc.

11560-B Seaboard Circle . Stanton CA 90680 . tel: (714) 893-1088 . fax: (714) 209-4017
 www.rbcomponents.com . sales@rbcomponents.com

PROPRIETARY AND CONFIDENTIAL	UNLESS OTHERWISE SPECIFIED:	DRAWN: JET	DATE: 10/01/12	TITLE:	
		THE INFORMATION CONTAINED IN THIS DRAWING IS THE SOLE PROPERTY OF RB COMPONENTS. ANY REPRODUCTION IN PART OR AS A WHOLE WITHOUT THE WRITTEN PERMISSION OF RB COMPONENTS IS PROHIBITED.		1. DEBURR ALL SHARP EDGES. 2. ALL BEND RADII 0.03125in. 3. ALL CUTOUTS DIMENSIONED TO CENTERLINE. 4. ALL DIMENSIONS AROUND CENTERLINES TO BE SYMMETRIC WITHIN ±0.005.	ALL DIMENSIONS ARE O.D. DIMENSIONS ARE IN INCHES TOLERANCES: FRACTIONAL ±1/32 ANGULAR: MACH ±1° BEND ±1° TWO PLACE DECIMAL ±0.010 THREE PLACE DECIMAL ±0.005
		DO NOT SCALE DRAWING		WEIGHT:	SHEET 1 OF 2



RB Components, Inc.

11560-B Seaboard Circle . Stanton CA 90680 . tel: (714) 893-1088 . fax: (714) 209-4017
www.rbcomponents.com . sales@rbcomponents.com

PROPRIETARY AND CONFIDENTIAL THE INFORMATION CONTAINED IN THIS DRAWING IS THE SOLE PROPERTY OF RB COMPONENTS. ANY REPRODUCTION IN PART OR AS A WHOLE WITHOUT THE WRITTEN PERMISSION OF RB COMPONENTS IS PROHIBITED.	UNLESS OTHERWISE SPECIFIED: 1. DEBURR ALL SHARP EDGES. 2. ALL BEND RADII 0.03125in. 3. ALL CUTOUTS DIMENSIONED TO CENTERLINE. 4. ALL DIMENSIONS AROUND CENTERLINES TO BE SYMMETRIC WITHIN ±0.005.	All DIMENSIONS ARE O.D. DIMENSIONS ARE IN INCHES TOLERANCES: FRACTIONAL ±1/32 ANGULAR: MACH ±1° BEND ±1° TWO PLACE DECIMAL ±0.010 THREE PLACE DECIMAL ±0.005	DRAWN: JG DATE: 10/01/12 TITLE:	
			INTERPRET GEOMETRIC TOLERANCING PER:	SIZE DWG. NO. REV
			MATERIAL	B FLOOR PLAN, HONEYWAGON 02 01
			FINISH	DO NOT SCALE DRAWING WEIGHT: SHEET 2 OF 2